

Lifting Technology

Construction, Scaffolding and Furniture Lifts



Böcker
MY WAY TO THE TOP



Lifting technology going far


Flying high with Böcker innovations



Shortly after founding the Böcker company in 1958 the blacksmith Albert Böcker developed his first big innovation: the hydraulic inclined construction lift, which was later followed by the construction lift with knee joint. Henceforth roofers were in a position to comfortably transport roof tiles up to the roof ridge. Ever since we have been focusing our work on tailoring our products as precisely as possible to our customers' needs and setting higher and higher benchmarks in terms of quality and safety in the area of powered access.

For more than 60 years the construction sector has trusted the versatility and longevity of the original product and opted for the Böcker inclined lift with optional knee joint. However, lifting heavy and bulky loads is a challenge not only on construction sites but as well for removal companies. Böcker furniture lifts, equipped with rotatable furniture platforms with foldable flaps, offer low loading heights and a high ease of operation. We have as well designed the ideal platforms for transporting solar modules, scaffolding or windows. A Böcker inclined lift ensures a comfortable and safe lifting of any loads in all spheres of industry.





CONSTRUCTION LIFTS



Maximum performance at material transport

For more than 60 years Böcker has offered powerful inclined lifts for the construction industry and having the largest product range worldwide. With its decades of experience in inclined lift technology, Böcker construction lifts provide outstanding quality in combination with maximum performance.





Construction Lift Top-Lift

- Lifting height up to 20.3 m
- Max. payload 250 kg
- Max. speed 40 m/min
- Easy assembly thanks to low deadweight



Construction Lift Simply

- Lifting height up to 20.8 m
- Max. payload 250 kg
- Max. speed 28 m/min
- Powerful petrol engine or electric motor
- Only 4.6 m² footprint, therefore suitable for use in very confined spaces



Construction Lift Junior


- Lifting height up to 24 m
- Max. payload 250 kg
- Max. speed 48 m/min
- Powerful petrol engines and/or electric motors
- Integrated knee joint (depending on model)
- Very easy to manoeuvre thanks to its low weight



Construction Lift Avario

- Lifting height up to 27.1 m
- Max. payload 270 kg
- Max. speed 50 m/min
- Powerful petrol engines and/or electric motors
- Integrated knee joint
- Stable towing characteristics thanks to compact dimensions and low centre of gravity

Construction Lift Top-Lift





- 1 Knee joint**
Adjustable from 20°- 45°. Heavy duty hardened steel pulleys for long life of rope.
- 2 Drive unit Top-Lift Basic**
Hoisting speed 25 m/min., suitable for standard and tilting carriage, maximum payload 150 kg.
- 3 Standard carriage**
For use when there is no need to tilt for unloading. A safety break device prevents the carriage from falling in the event of a rope failure.
- 4 Universal platform**
Used for the transport of shingles, roof tiles and slate.
- 5 Articulated base plates**
Perfect positioning due to articulated base. Also available as height adjustable base plates (optional).



- 1 Tilting carriage with tilting bucket for loose material**
Can be tilted at top and bottom.
- 2 Load carrying devices**
are all easily attached to the standard or tilting carriage.
- 3 Rail sections**
1 and 2 m long rail sections, low weight combined with high stability, one rail system for all lift types, max. rail length 2.30 m.
- 4 Hand control with push buttons**
UP / DOWN / EMERGENCY STOP on 5 m long cable.
- 5 Drive unit Top-Lift Standard**
Hoisting speed 34 m/min., suitable for standard and tilting carriage, maximum payload 250 kg, easy assembly of the drive unit in the front
- 6 Rail support**
Extendable from 2 - 5.5 m, a second support is necessary for rail length exceeding 16 m.

Technical Data and Accessories



Tilting bucket 80 litre (for tilting carriage only)



Sheet platform 90 x 15 x 220 cm



Solar platform standard



Universal platform
60 x 35 x 85 cm with protection grating



Universal platform comfort 70 x 44 x 70 cm



Platform 60 x 85 x 35 cm with side-flaps

Technical Data

| Model | Top-Lift Basic | Top-Lift Standard | Top-Lift HighSpeed |
|---------------------------|----------------|-------------------|--------------------|
| Payload [kg] | 150 | 250 | 230 |
| Lifting speed [m/min] | 25 | 34 | 20 / 40 |
| Lifting height max. [m] | 20.30 | 20.30 | 20.30 |
| Rope length [m] | 44 | 44 | 44 |
| Rope diameter [mm] | 5 | 6 | 6 |
| Voltage [V/Hz] | 230 / 50 | 230 / 50 | 230 / 50 |
| Control voltage [V] | 24 | 24 | 24 |
| Weight of drive unit [kg] | 47 | 54 | 54 |

All rights reserved for changes.



- 1 Sheet platform**
for plasterboards etc. up to 1.50 m width.
- 2 Drive unit Top-Lift HighSpeed**
Hoisting speeds 20 and 40 m/min., suitable for standard and tilting carriage, maximum payload 230 kg, is easily attached from the front side.
- 3 Tilting carriage**
Tips the load at the head section or pivots to a comfortable unloading position (with broken rope device).

Construction Lift Simply

The universal inclined lift Simply combines attributes like good value for money with powerful design like no other high-quality lift. It is characterised in particular by its robust construction and easy operation. The extremely low space requirement and simple assembly make the Simply an all-rounder for all applications.



Footprint of only 4.6 m² enables use in very confined spaces



Advantages at a glance

- Can be used as a construction or furniture lift with a petrol engine or electric motor
- Extremely low clearance width and height thanks to compact design
- Easily manoeuvrable on site with a dead weight of only 750 kg
- For transport with almost any passenger car and an appropriate driving license
- Minimum required space on site due to small footprint of only 4.6 m²
- Optimum working radius of 360 degrees thanks to full-circle adjustable turntable lock
- Maximum reliability for any personnel thanks to simple, well-proven control technology
- Short setup times due to hydraulic lifting and/or extending of rails

Technical Data

| Model | Simply |
|--------------------------------|--------------------------------|
| Payload [kg] | 250 |
| Permissible total weight [kg] | 750 |
| Permissible axle load [kg] | 750 |
| Driving licence class | B |
| Average carriage speed [m/min] | 28 |
| Lift length [mm] | 5,950 |
| Lift width [mm] | 1,470 |
| Package length [mm] | 5,250 |
| Track width [mm] | 540 |
| Extendable from - to [m] | 5.15 - 20.80 |
| Drive | Electric motor / petrol engine |

All rights reserved for changes.



Can be driven with driving licence class B



Powered by strong petrol engine or electric motor



Installation also on uneven ground

Construction Lift Junior



Head piece wheels also laterally movable (optional)

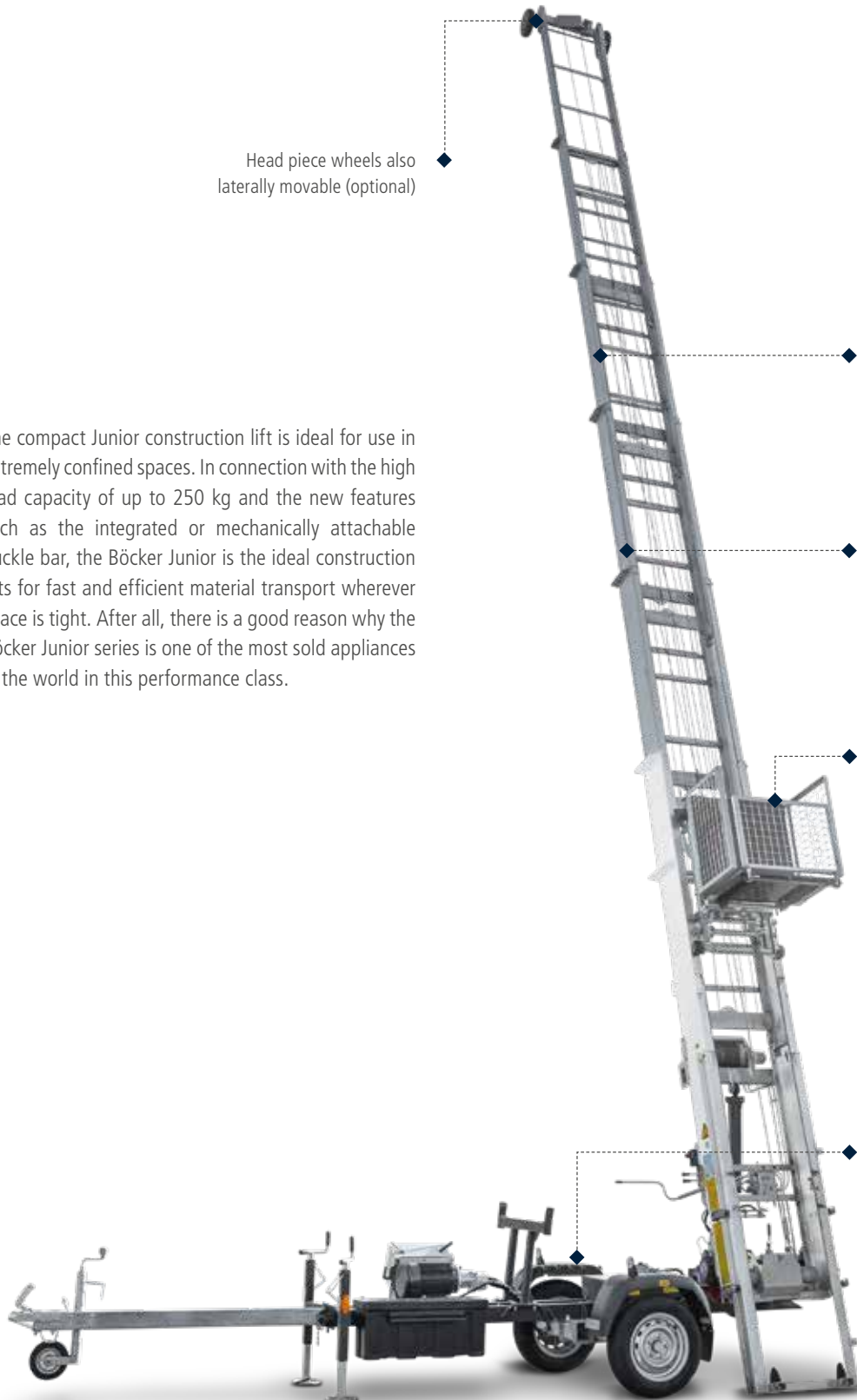
The compact Junior construction lift is ideal for use in extremely confined spaces. In connection with the high load capacity of up to 250 kg and the new features such as the integrated or mechanically attachable buckle bar, the Böcker Junior is the ideal construction lifts for fast and efficient material transport wherever space is tight. After all, there is a good reason why the Böcker Junior series is one of the most sold appliances in the world in this performance class.

Vertically and horizontally adjustable guide rails for absolutely smooth running of rails and carriage

Rails made of high-grade aluminium alloy, torsion-free special profile

Large range of platforms to facilitate almost any application

Retractable drawbar (standard) and retractable axles (option) ensure extreme compact manoeuvring dimensions



Advantages at a glance

- Up to 24 metres maximum lifting height
- 250 kg payload at hoisting speeds of up to 48 m/min
- Integrated knee joint with large adjustment range for optimum adaptation to the roof slope (only HD 24 K)
- Powered by 230V electric motor (standard) and/or strong petrol engine (optional)
- Chassis in special protective coating (nova grey) and with a particularly low centre of gravity for maximum stability when towing
- Motor easily accessible and therefore assembled for easy maintenance
- Generously sized, lockable tool box (as standard)



Technical Data

| Model | HD 18/0-5 unbraked | HD 18/0-5 braked | HD 18/0-5 braked | HD 21/0-6 braked | HD 24/0-7 braked | HD 24 K/0-7 braked |
|---|------------------------------|---------------------|------------------------------|------------------------------|------------------------------|-----------------------|
| Payload Standard / Maxi [kg] | 250 | 250 | 250 | 250 | 250 | 250 |
| Permissible total weight [kg] | 750 | 750 | 1,200 | 1,200 | 1,200 | 1,200 |
| Permissible axle load [kg] | 750 | 750 | 1,200 | 1,200 | 1,200 | 1,200 |
| Driving licence class | B | B | B / B96 / BE | B / B96 / BE | B / B96 / BE | B / B96 / BE |
| Length to the eaves (with knee joint) [m] | - | - | - | - | - | 18 |
| Length on the roof [m] | - | - | - | - | - | 5,8 |
| Average carriage speed [m/min] | 24 / 48 | 24 / 48 | 24 / 48 | 24 / 48 | 24 / 48 | 24 / 48 |
| Lift length [mm] | 4,890 | 4,900 | 4,900 | 4,900 | 4,900 | 5,200 |
| Lift width [mm] | 1,299 | 1,299 | 1,299 | 1,299 | 1,299 | 1,299 |
| Package length [mm] | 4,005 | 4,005 | 4,005 | 4,060 | 4,115 | 4,072 |
| Track width [mm] | 540 | 540 | 540 | 540 | 540 | 540 |
| Extendable up to [m] | 4.0 - 17.8 | 4.1 - 17.8 | 4.1 - 17.8 | 4.1 - 20.9 | 4.1 - 23.7 | 4.1 - 20.0 |
| Drive | Electric motor ¹⁾ | Electric motor | Electric motor ¹⁾ | Electric motor ¹⁾ | Electric motor ¹⁾ | Petrol engine |

¹⁾ Petrol engine or combination petrol/electric engine optionally available (depending on model)

All rights reserved for changes.



Fits through a standard door



Integrated or mechanically attachable knee joint



Retractable axles for manoeuvring width of 0.89 m (optional)

Construction Lift Avario



The Böcker Avario is a sophisticated inclined construction lift which combines compact design and high performance in an unrivalled machine. With a load capacity of up to 270 kg and a maximum extendable length of 27.1 m the lift is just as strong as classic trailermounted lifts. At the same time the Avario needs much less space thanks to its compact rail package. With a low centre of gravity and without a rear overhang, this lift convinces by its optimum driving characteristics.



◆ Integrated knee joint with large adjustment range for optimum adaptation to the roof slope

◆ Optimum cable guidance for minimum deflection of the rails, even under load

◆ Vertically and horizontally adjustable guide rails for absolutely smooth running of rails and carriage

◆ Extremely durable thanks to rails made of high-grade aluminium alloy

◆ Loading and unloading that is gentle to the back – Infinitely adjustable base extension (2.5 m) reduces manual handling



Advantages at a glance

- 27.1 m maximum transport height
- 270 kg payload
- Economical, powerful Honda drive motor
- optionally with additional 230 Volt electric motor
- Large tank for long operating hours
- Hoisting speed up to 50 m/min
- All motor functions can be operated from the outside, therefore removal of the hood is not necessary
- Chassis in special protective coating (nova grey) and with a particularly low centre of gravity got the highest possible driving stability
- Optimum overview of loads thanks to mechanical remote control (option)
- Integrated knee joint with large adjustment range for optimum adaptation to the roof slope

All rights reserved for changes.

Technical Data

| Model | HD 27 K/0-7 |
|--------------------------------|---|
| Payload [kg] | 270 |
| Permissible total weight [kg] | 1,900 |
| Permissible axle load [kg] | 1,900 |
| Length to the eaves [m] | 20.3 |
| Length on the roof [m] | 6.8 |
| Driving licence class | B96 / BE |
| Average carriage speed [m/min] | 50 |
| Lift length [mm] | 5,800 |
| Lift width [mm] | 1,599 |
| Package length [mm] | 4,850 |
| Track width [mm] | 540 |
| Extendable from - to [m] | 5.0 - 27.0 |
| Drive | Petrol engine + Electric motor optional |



Powerful manoeuvring drive (optional)



Fuel-efficient Honda petrol engine with large tank



Adjustable turntable with mechanical lock release mechanism

SCAFFOLDING LIFTS



Scaffolding Lift Junior G



200 - 250 kg



17 - 24 m



750 - 1,200 kg

The Junior G is equipped with a platform particularly designed for the scaffolding sector – this platform is directly attached to the rails, without an additional carriage. The large centre distance ensures smooth travel characteristics even under full load. The platform bottom made of checker plate is particularly distinguished by a high load capacity and wear resistance. Additional mounts for scaffolding tubes make the transportation of the scaffolding elements easier and safer, furthermore the platform is equipped with storage surfaces for stowing small parts.

The low loading height of the Junior G ensures a comfortable operation. As the lift can be leaned on the facade at any desired height unloading can be carried out from an ergonomically good position.



Wheels on the head piece laterally adjustable (optional)

Optimal guidance of the cable for minimal deflection of the rail package even under load

The retractable towbar and the optional retractable axle guarantee a compact footprint

Scaffolding platform is hooked directly into the rails without an additional carriage

Simple and safe unloading

Advantages at a glance

- Minimum required space, even while the machine is set up
- Fits through any narrow lane and even through standard-sized doors due to its retractable axle
- Retractable and removable ball-shaped coupling equally ensures extremely compact manoeuvring dimensions
- Transport with driving license B thanks to its considerably low dead weight (750 kg to 21 m)
- Easy manoeuvring and transport by almost any kind of passenger car
- Surpassing reliability as well as a maximum degree of operational convenience even for untrained personnel
- Powered by strong electric motors and/or petrol engines
- Payload of 200 kg with scaffolding platform or 250 kg with universal platform in combination with carriage speeds up to 48 m/min
- All functions fully hydraulic, extension and load winch with automatic slack rope safety device for a safe and easy operation



Technical Data

| Model | HD 18/0-5 unbraked | HD 18/0-5 braked | HD 18/0-5 braked | HD 21/0-6 braked | HD 21/0-6 braked | HD 24/0-7 braked |
|--------------------------------|------------------------------|---------------------|------------------------------|---------------------|------------------------------|------------------------------|
| Payload [kg] | 200/250 kg | 200/250 kg | 200/250 kg | 200/250 kg | 200/250 kg | 200/250 kg |
| Permissible total weight [kg] | 750 | 750 | 1,100 | 750 | 1,100 | 1,200 |
| Driving license class | B | B | B/B96/BE | B | B/B96/BE | B/B96/BE |
| Dimensions | | | | | | |
| Total length: | | | | | | |
| Retracted for manoeuvring [mm] | 4,320 | 4,320 | 4,320 | 4,320 | 4,320 | 4,320 |
| Extended for transport [mm] | 4,890 | 4,900 | 4,900 | 4,900 | 4,900 | 4,900 |
| Total width: | | | | | | |
| Retracted for manoeuvring [mm] | 870 | 890 | 890 | 890 | 890 | 890 |
| Extended for transport [mm] | 1,299 ²⁾ | 1,299 ²⁾ | 1,299 ²⁾ | 1,299 ²⁾ | 1,299 ²⁾ | 1,299 ²⁾ |
| Guide rails: | | | | | | |
| Package length [mm] | 4,005 | 4,005 | 4,005 | 4,060 | 4,060 | 4,115 |
| Track width [mm] | 540 | 540 | 540 | 540 | 540 | 540 |
| Extendable from - to [m] | 4.1 - 17.8 | 4.1 - 17.8 | 4.1 - 17.8 | 4.1 - 20.9 | 4.1 - 20.9 | 4.1 - 23.7 |
| Drive | Electric motor ¹⁾ | Electric motor | Electric motor ¹⁾ | Electric motor | Electric motor ¹⁾ | Electric motor ¹⁾ |

¹⁾ Petrol engine or combination petrol/electric engine optionally available (depending on model)

²⁾ 1.270 mm standard axle



Effective and flexible

The Böcker Junior G scaffolding lift is the result of decades of experience in the sector of construction lifts. With its small dimensions and minimal required space, it was developed specifically for the use on narrow construction sites. Thanks to its low dead weight the lift can be pulled by almost any passenger car.



Easy and safe unloading of the scaffolding material



Mechanical remote control



Platform equipped with storage trays for small parts



Integrated and protected lights



Electric motor



Petrol engine with electric starter (optional)



Adjustable turntable



Retractable axle, manoeuvring width 0.89 m (optional)



Large lockable toolbox



Retractable drawbar



FURNITURE LIFTS

Maximum versatility at furniture transport

Böcker inclined elevators have been essential for a safe and rapid transport of furniture. Thanks to robust workmanship and reliable technology our products are distinguished by their high durability. Whether extremely compact or up to a conveyance height of 55 m – Böcker has the right machine for every purpose.



Furniture Lift Top-Lift

- Lifting height up to 20 m
- Max. payload 250 kg
- Max. speed 40 m/min
- Fast transport, easy assembly



Furniture Lift Avario

- Lifting height up to 26 m
- Max. payload 400 kg
- Max. speed 50 m/min
- Powerful petrol engines with noise protection hoods
- Comfortable driving characteristics thanks to its compact dimensions and low centre of gravity





Furniture Lift Simply

- Lifting height up to 21 m
- Max. payload 250 kg
- Max. speed 28 m/min
- Powerful petrol engine or electric motor
- Thanks to its 4.6 m² footprint it can be used in a very confined space



Furniture Lift Junior

- Lifting height up to 24 m
- Max. payload 250 kg
- Max. speed 48 m/min
- Powerful petrol engines and/or electric motors
- Retractable axles (optional)
- Especially easy to manoeuvre thanks to its low weight



Furniture Lift Arriva

- Lifting height up to 36 m
- Max. payload 400 kg
- Max. speed 50 m/min
- Powerful petrol engines with noise protection hoods
- Particularly robust and reliable up to great heights



Furniture Lift Agilo

- Lifting height up to 55 m
- Max. payload 400 kg
- Max. speed 60 m/min
- Hydraulic outriggers ensure a fast and safe set-up

Furniture Lift Top-Lift

The Top-Lift is the lightweight and economical furniture lift from Böcker. It impresses most of all by its fast transport and easy assembly. The light aluminium rails are simply screwed together, and the lift can then be easily installed thanks to its low weight. The drive unit is conveniently hooked in from the front side. The low dead weight and automatic locking function provide additional convenience.

Advantages at a glance

- Lifting height up to 20.30 m
- Max. payload up to 250 kg
- Easy assembly due to low dead weight of the components
- Minimum required space, therefore ideal for transport on truck
- Convenient installation of the drive unit from the front
- Assembly without any tools
- Easy-maintenance drive unit
- Plug-in electrical cables
- Easy operation from the ground and from head piece*
- Smooth-starting function* for gentle furniture transportation
- Firm stand due to large foot plates
- Slack-rope device extends service life of hoisting rope
- Furniture platform rotating and extendible or only extendible
- Strong, plug-in type side flaps made of side wall profiles
- Telescopic outriggers for easy adjustment of platform inclination
- Extensive range of accessories available

* Model 236 MV only





Technical Data

| Model | Top-Lift 236 MV | Top-Lift 200 M1 | Top-Lift 200 M2 |
|---------------------------|-----------------|-----------------|-----------------|
| Payload [kg] | 250 | 200 | 200 |
| Lifting speed [m/min] | 0 - 36 | 34 | 20 / 40 |
| Lifting height max. [m] | 20.30 | 20.30 | 20.30 |
| Rope diameter [mm] | 6 | 6 | 6 |
| Voltage [V/Hz] | 230 / 50 | 230 / 50 | 230 / 50 |
| Control voltage [V] | 24 | 24 | 24 |
| Weight of drive unit [kg] | 54 | 54 | 54 |

All rights reserved for changes.



Easy installation of drive unit



Operation from control unit at head piece*



Furniture platform rotating and extendible

Furniture Lift Simply



Head wheels also
sideways adjustable

Optimum cable guide for minimum
deflection of rail packages, even
under load

Vertically and horizontally adjustable
guide rails for an absolutely quiet rail
and carriage operation

Towbar with ball coupling and wheel
mounted on the rail package

Can be used with 230 volt
electric motor or petrol engine

Back-friendly loading and
unloading thanks to the
infinitely adjustable pullout
extension (one-piece, 2 m long)

Lighting firmly integrated
in the chassis

The Simply universal inclined elevator combines the attributes good, cheap and powerful as no other highquality elevator model and is characterised in particular by its robust build quality and simple operation. The extremely small footprint and its simple set up make the Simply an all-rounder for all applications.

Footprint of only 4.6 m² enables use in very confined spaces



Advantages at a glance

- It can be used as a building or furniture elevator with a petrol engine or electric motor
- Extremely low width and height clearance thanks to its compact design
- With just 750 kg net weight, it is especially easy to manoeuvre at the place of use
- It can be transported with almost every car and a class B driver's license
- It requires little space at the place of use thanks to its small footprint of only 4.6 m²
- Optimum working radius of 360 degrees by fully adjustable turntable
- Maximum reliability even for inexperienced personnel thanks to simple control technology
- Short set up times through hydraulic raising or extending of the rails

Technical Data

| Model | Simply |
|--------------------------------|--------------------------------|
| Payload [kg] | 250 |
| Permissible total weight [kg] | 750 |
| Permissible axle load [kg] | 750 |
| Driving licence class | B |
| Average carriage speed [m/min] | 28 |
| Lift length [mm] | 5,950 |
| Lift width [mm] | 1,470 |
| Package length [mm] | 5,250 |
| Track width [mm] | 540 |
| Extendable from - to [m] | 5.15 - 20.80 |
| Drive | Electric motor / Petrol engine |

All rights reserved for changes.



Can be driven with driving licence class B

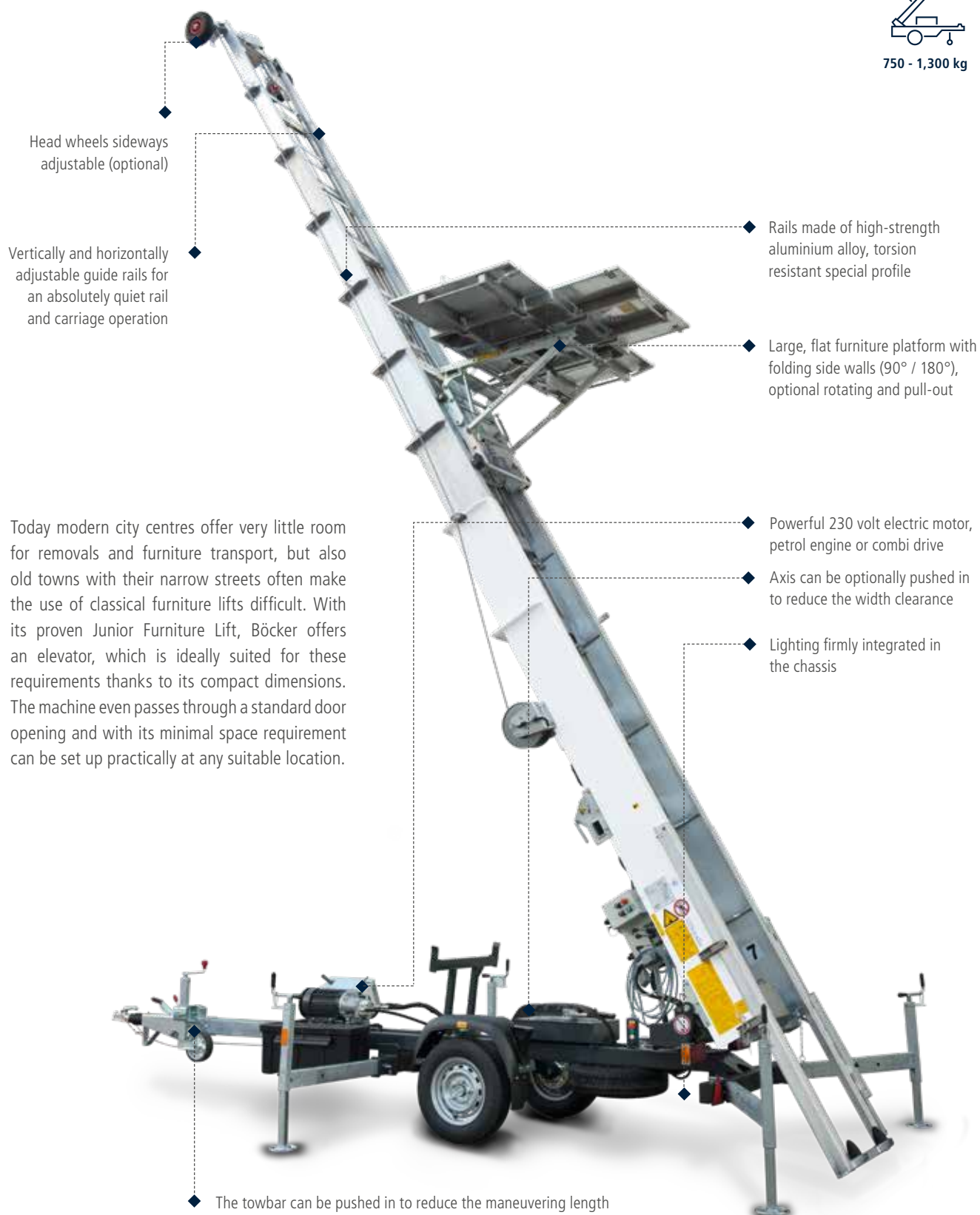


Powered by strong petrol engine or electric motor



Installation also on uneven ground

Furniture Lift Junior



Today modern city centres offer very little room for removals and furniture transport, but also old towns with their narrow streets often make the use of classical furniture lifts difficult. With its proven Junior Furniture Lift, Böcker offers an elevator, which is ideally suited for these requirements thanks to its compact dimensions. The machine even passes through a standard door opening and with its minimal space requirement can be set up practically at any suitable location.

Advantages at a glance

- Up to 24 m maximum lifting height
- 250 kg payload at lifting speeds of up to 48 m/min
- Drive either via 230 V electric motor (standard) and / or powerful Honda petrol engine (optional)
- Chassis in special protective coating (novagray) and with particularly low center of gravity for the highest driving stability
- Motor easily accessible and therefore especially maintenance friendly
- Stable guide rails made of special aluminium compact design for working in confined spaces
- Width clearance of 0.89 m thanks to optional retractable axles
- Galvanised and retractable outriggers ensure a safe and simple set up of the elevator
- Optional electro-hydraulic operation with start/stop function when equipped with electric engine



Technical Data

| Model | HD 18/0-5 unbraked | HD 18/0-5 braked | HD 18/0-5 braked | HD 21/0-6 braked | HD 21/0-6 braked | HD 24/0-7 braked |
|--------------------------------|------------------------------|---------------------|------------------------------|---------------------|------------------------------|------------------------------|
| Payload [kg] | 250 | 200/250 | 250 | 250 | 250 | 250 |
| Permissible total weight [kg] | 750 | 750 | 1,200 | 750 | 1,200 | 1,300 |
| Permissible axle load [kg] | 750 | 750 | 1,100 | 750 | 1,100 | 1,200 |
| Driving licence class | B | B | B/B96/BE | B/B96/BE | B/B96/BE | B/B96/BE |
| Average carriage speed [m/min] | 24/48 | 24/48 | 24/48 | 24/48 | 24/48 | 24/48 |
| Lift length [mm] | 4,980 | 4,980 | 4,980 | 4,980 | 4,980 | 4,980 |
| Lift width [mm] | 1,299 | 1,299 | 1,299 | 1,299 | 1,299 | 1,299 |
| Package length [mm] | 3,855 | 3,855 | 3,855 | 3,910 | 3,910 | 3,965 |
| Track width [mm] | 540 | 540 | 540 | 540 | 540 | 540 |
| Extendable from - to [m] | 4.0 - 17.8 | 4.1 - 17.8 | 4.1 - 17.8 | 4.1 - 20.9 | 4.1 - 20.9 | 4.1 - 23.7 |
| Drive | Electric motor ¹⁾ | Electric motor | Electric motor ¹⁾ | Electric motor | Electric motor ¹⁾ | Electric motor ¹⁾ |

¹⁾ Petrol engine or combination petrol/electric engine optionally available (depending on model)

All rights reserved for changes.



Can be towed by almost all popular cars



It even fits through a standard door



Electrical control with creep speed (optional)



Push in axles, width clearance 0.89 m (optional)

Furniture Lift Avario



The Böcker Avario is a very modern furniture lift, compact design and high performance is combined in an unmatched way. With up to 400 kg payload and 26 m maximum extension length, the machine is just as strong as classic furniture lifts. But thanks to its compact rail package, the Avario needs much less space in the place of use. With a lower centre of gravity and without a rear overhang the elevator provides optimum driving characteristics.



Head wheels sideways adjustable

Optimum cable guide for minimum deflection of rail packages, even under load

Vertically and horizontally adjustable guide rails for an absolutely quiet rail and carriage operation

Extremely durable thanks to rails made of high-strength aluminium alloy, torsionally rigid hollow chamber profile

Towing device optional height adjustable

Petrol engine also available with noise protection hood

Maneuvering drive optionally available

Back-friendly loading and unloading thanks to the infinitely adjustable pullout extension (one-piece, 2.5 m long)



Advantages at a glance

- Economical Honda-drive engine
- Large tank for long operating times
- Lifting speed of up to 50 m/min
- All functions of the engine are operated from outside, therefore no removal of the hood is required
- Motor easily accessible and therefore especially maintenance friendly
- No rear overhang and a lower centre of gravity ensure optimum driving characteristics
- Wear resistant, interlocking drive (optional) ensures precise positioning in the place of use
- Galvanised and adjustable outriggers ensure the stability of the elevator
- Optional electro-hydraulic operation with start/stop function when equipped with electric engine

Technical Data

| Model | HD 26/1-7 LH |
|--------------------------------|---|
| Payload [kg] | 400 |
| Permissible total weight [kg] | 1,900 |
| Permissible axle load [kg] | 1,900 |
| Driving licence class | B96 / BE |
| Average carriage speed [m/min] | 50 |
| Lift length [mm] | 5,800 |
| Lift width [mm] | 1,599 |
| Package length [mm] | 4,850 |
| Track width [mm] | 540 |
| Extendable from - to [m] | 5.0 - 26.0 |
| Drive | Petrol engine / Additional electric engine |

All rights reserved for changes.



Electrical operation with creep speed (optional)



Interlocking, high-performance self-propelled drive (optional)



Adjustable turntable with mechanically releasable lock

Furniture Lift Arriva



Head wheels sideways adjustable (optional)

Optimum cable guide for minimum deflection of rail packages, even under load

Rails made of high-strength aluminium alloy, torsion resistant hollow chamber profile

Vertically and horizontally adjustable guide rails for an absolutely quiet rail and carriage operation

Large, flat furniture platform with folding side walls (90° / 180°), optional rotating and pull-out

The Arriva is the classic of the Böcker furniture elevators. Due to continuous improvement and innovation, the Arriva is a modern and efficient furniture lift which provides reliable operation for all future projects. Thanks to its powerful drive motors the Arriva raises loads up to 400 kg and reaches an average speed of up to 60 m/min.

Lighting firmly integrated in the chassis

Maneuvering drive optionally available

Back-friendly loading and unloading thanks to the infinitely adjustable pullout extension (one-piece, 1.7 m long)



Advantages at a glance

- Depending on the model, up to 36 m maximum lifting height
- Max. payload 400 kg
- Powerful and reliable drive motors
- Engine installed easily accessible, i.e. particularly maintenance-friendly
- Rail package made of high strength special alloy aluminium
- Considerable weight reduction thanks to torsion-resistant extruded rail profiles
- Low-wear positive-fit drive system (optional) ensures an exact positioning on site
- Galvanised and easily adjustable outriggers guarantee the stability of the elevator
- Optional electro-hydraulic operation with start/stop function when equipped with electric engine



Technical Data

| Model | HD 26/1-6 LH | HD 30/1-7 LH | HD 34/1-8 LH | HD 37/2-8 LH |
|--------------------------------|---|---|---|---|
| Payload Standard/Maxi [kg] | 400 | 400 | 400 | 400 |
| Permissible total weight [kg] | 1,800 ¹⁾ | 1,800 ¹⁾ | 2,240 ¹⁾ | 2,300 |
| Permissible axle load [kg] | 1,800 ¹⁾ | 1,800 ¹⁾ | 2,240 ¹⁾ | 2,300 |
| Driving licence class | B96 / BE | B96 / BE | B96 / BE | B96 / BE |
| Average carriage speed [m/min] | 45 | 45 | 45 | 45 |
| Lift length [mm] | 7,150 | 7,200 | 7,250 | 8,550 |
| Lift width [mm] | 1,650 | 1,650 | 1,760 | 1,760 ¹⁾ |
| Package length [mm] | 5,360 | 5,415 | 5,470 | 6,810 |
| Track width [mm] | 540 | 540 | 540 | 540 |
| Extendable up to [m] | 25.76 | 29.77 | 33.10 | 36.48 |
| Drive | Petrol engine / Additional electric engine | Petrol engine / Additional electric engine | Petrol engine / Additional electric engine | Petrol engine / Additional electric engine |

¹⁾ 2,300 kg with maneuvering drive

All rights reserved for changes.



Electronic control with creep speed (optional)



Powerful Honda engines ensure maximum performance values



Optional hydraulic live ring adjustment

Furniture Lift Agilo



The Agilo is a powerful combination of lift and vehicle. At the point of use, the elevator can be set up in a few minutes. The Agilo elevator series consists of 6 models, which provide a conveyance height of up to 55 metres and possible payloads of up to 400 kg. The elevators are driven by the powerful PTO auxiliary drive as standard. A Honda petrol engine or electric motor are optionally available. The high-quality aluminium rail profile ensures reliable stability and durability. Thanks to the pull-out extensions, the Agilo has an extremely comfortable and particularly back-friendly loading height. The especially quiet carriage running treats the load with care and ensures less wear of the rail package.



Technical Data

| Model | HL 27/1-6 LH | HL 30/1-7 LH | HL 34/1-8 LH | HL 37/2-8 LH | HL 42/2-9 LH | HL 55/2-9 LH |
|------------------------------------|--------------|--------------|--------------|--------------|--------------|--------------|
| Extension length [m] | 26.60 | 30.20 | 33.60 | 36.90 | 41.90 | 54.90 |
| Payload [kg] | 400 | 400 | 400 | 400 | 400 | 400 |
| Package length [m] | 5.40 | 5.41 | 5.57 | 6.81 | 7.37 | 9.70 |
| Authorised total weight [t] | 3.5 | 3.5 | 3.5 | 4.5 | 6.5 | 8.5 |
| Driving licence class | B | B | B | C1 | C1 | C1 |
| Total length [m]* | 5.60 | 5.60 | 5.60 | 6.80 | 7.50 | 9.75 |
| Overall width [m]* | 1.85 | 1.85 | 1.85 | 2.10 | 2.10 | 2.10 |
| Headroom [m]* | 2.83 | 2.83 | 2.85 | 3.20 | 3.30 | 3.90 |
| Rail speed [m/min] | 55 | 55 | 55 | 55 | 55 | 55 |
| Authorised working angle [Degrees] | 30 - 87 | 30 - 87 | 30 - 87 | 30 - 87 | 30 - 87 | 30 - 87 |

*Depends on national requirements and configuration of the carrier

All rights reserved for changes.



Advantages at a glance

- Wide range of models from 26 to 55 m maximum conveyance height
- With its 400 kg payload, it is ideally suited for all moving projects
- The drive is either by Honda-drive engines or PTO (vehicle dependent)
- Alternatively, it can be operated with an electric motor
- Conveying speeds of up to 55 m/min upwards and up to 60 m/min downwards
- Rail package made of high strength special aluminium alloy
- The highly rigid hollow chamber profile of the rails ensures significant weight savings
- Hydraulic outriggers guarantee fast and secure set up of the Agilo furniture lift
- Optional electro-hydraulic operation with start/stop function when equipped with electric engine



Mobile, powerful and economical

The Agilo offers a large range of serial and optional equipment. E.g., the serial equipment includes hydraulic outriggers and an extendible lower extension ensuring a low loading height. The flat furniture platform takes up even bulky removal items thanks to its large surface. Its lateral flaps are foldable by 90° or 180° and can even be detached. As an option we offer rotatable and extendible platforms and platforms with an infinitely adjustable spindle easing an absolutely horizontal furniture transportation.



Infinitely adjustable turntable with mechanically releasable lock



Optional front hydraulic outriggers pull-out



Large and flat loading surface on the platform



Ground-level loading possible thanks to infinitely extendible lower extension.



Additional 230 volt electric motor (optional)



Control stand of hydraulic outriggers



Hydraulic outriggers mechanically extendable and 60° swivelling



Optional mode by remote control



Operation above at the head



Operation below via operating buttons with 4 m cable

**Böcker Maschinenwerke GmbH**

Lippestr. 69-73
59368 Werne
Fon +49 2389 79890
Fax +49 2389 79899000
info@boecker.de

www.boecker.de

Böcker Belgium N.V.

Boomsesteenweg 101
2630 Aartselaar
Fon +32 3 4576241
Fax +32 3 4576242
info@boecker.be

Böcker France SAS

5, rue Maximilien Robespierre
93130 Noisy-le-Sec
Fon +33 1 48406767
Fax +33 1 48406768
info@boecker.fr

Böcker Italia S.r.l.

Sede Legale:
Corso Porta Nuova 11
37122 Verona (VR)
Sede Operativa/Amministrativa:
Via delle Nazioni 6
37012 Bussolengo (VR)
Fon +39 45 8780399
Fax +39 45 8780420
info@boecker.it

Böcker Nederland B.V.

De Geerden 22
5334 LE Velddriel
Fon +31 418 571444
Fax +31 418 635222
info@boecker.nl

Böcker Schweiz AG

Industriestr. 17
4800 Zofingen
Fon +41 62 7976262
Fax +41 62 7976268
info@boecker.ch

Boecker UK Limited

Unit B Grazebrook Industrial Park
Hulbert Drive, Dudley
West Midlands UK-DY2 0XW
Fon +44 1384 476580
info@boecker.co.uk